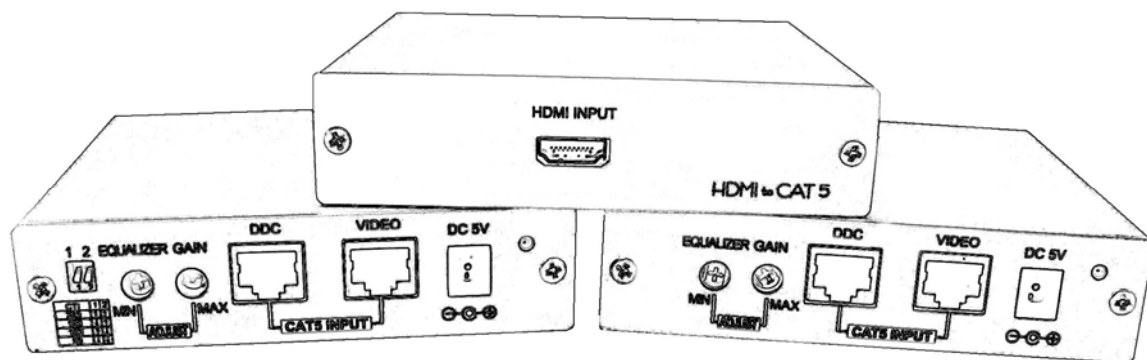


# HDMI Cat5e/6 Extender 100m/250m

Manuale Uso

*Italiano*

---



**Art. SK-38021  
& SK-38022**

---

## Introduzione

Grazie per aver scelto l'HDMI Extender 100m o 250m. Questi Extender consentono di inviare un singolo segnale HDMI ad una distanza massima di 250m tramite un cavo di rete standard CAT5e ad una risoluzione massima di 1080p.

## Caratteristiche

- Estende un segnale HDMI tramite un cavo di rete Cat5e o superiore
- Compatibile con le specifiche HDMI 1.2, HD ready & 1080p con supporto HDCP 1.1
- Risoluzioni supportate: HDMI - 480i/480p, 576i/576p, 720P@50/60Hz, 1080i@50/60Hz, 1080p@50/60Hz
- Alti audio di definizione, Dolby Digital HD allineare e DTS-HD
- Equalizzazione e guadagno regolabili
- Soluzione hardware pura

## Installazione

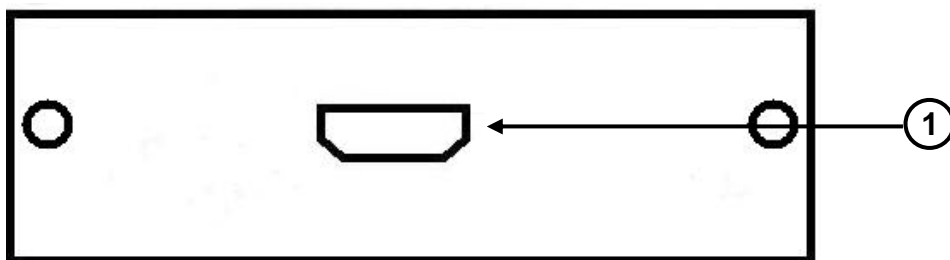
1. Prima di collegare un dispositivo assicurarsi che tutto sia spento
2. Collegare la sorgente HDMI al trasmettitore dell'Extender tramite un cavo HDMI
3. Collegare il cavo di rete Cat. 5/5e/6 all'uscita del trasmettitore e all'ingresso del ricevitore (38021 100m o 38022 250m)
4. Utilizzare un altro cavo HDMI per connettere il monitor HDMI all'uscita HDMI sul ricevitore
5. Una volta collegati tutti i cavi al trasmettitore e al ricevitore sarà possibile accendere tutti i dispositivi
6. Se necessario regolare l'equalizzatore e il guadagno per ottenere una qualità delle immagini soddisfacente

## Descrizione

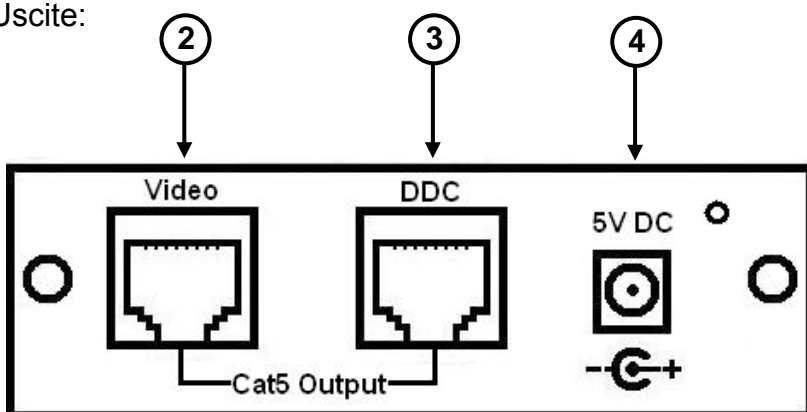
1. Ingresso HDMI per sorgente HDMI
2. Uscita RJ45 video al ricevitore
3. Uscita RJ45 DDC al ricevitore
4. Ingresso alimentatore
5. Equalizzatore
6. Guadagno
7. Ingresso RJ45 DDC dal trasmettitore
8. Ingresso RJ45 Video dal trasmettitore
9. Uscita HDMI per monitor
10. Jumper controllo distanza

Trasmettitore

Ingresso:

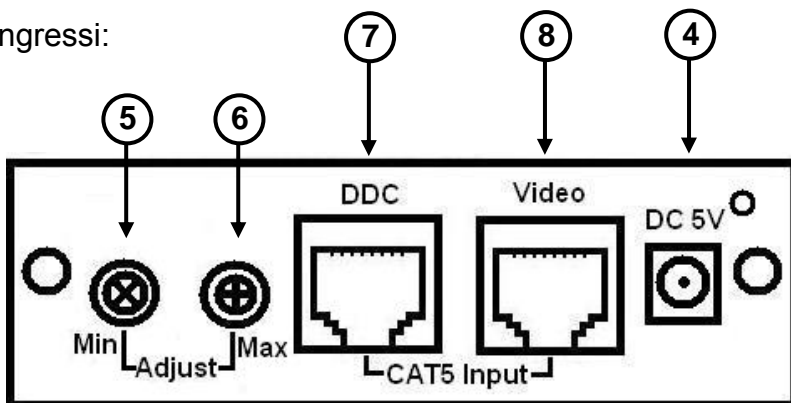


Uscite:

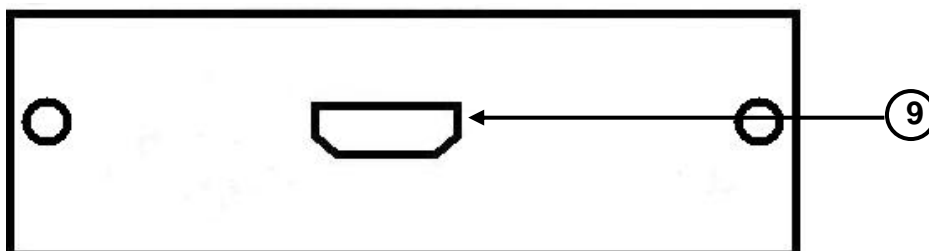


Ricevitore HDMI 100m Cat5 (38021)

Ingressi:

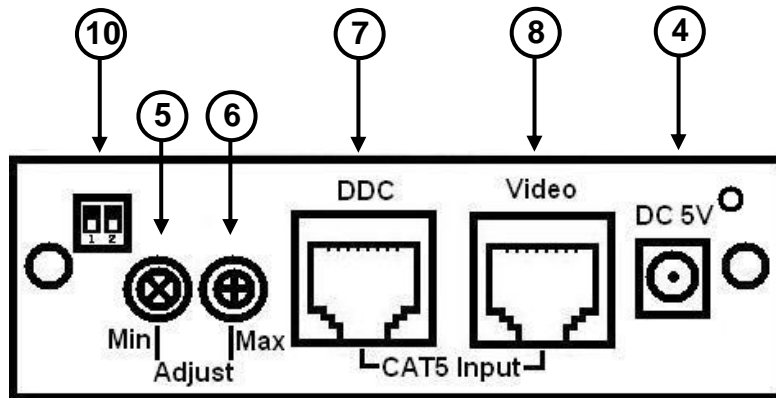


Uscita:



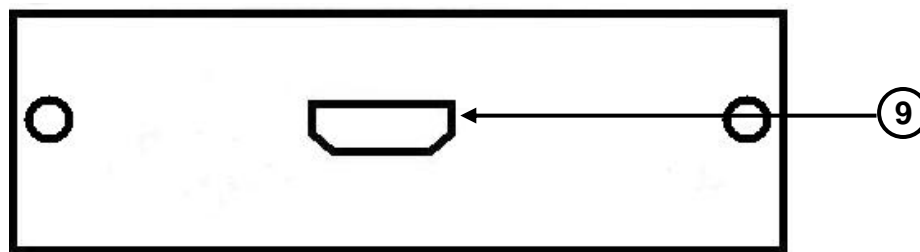
Ricevitore HDMI 250m Cat5 (38022)

Ingressi:

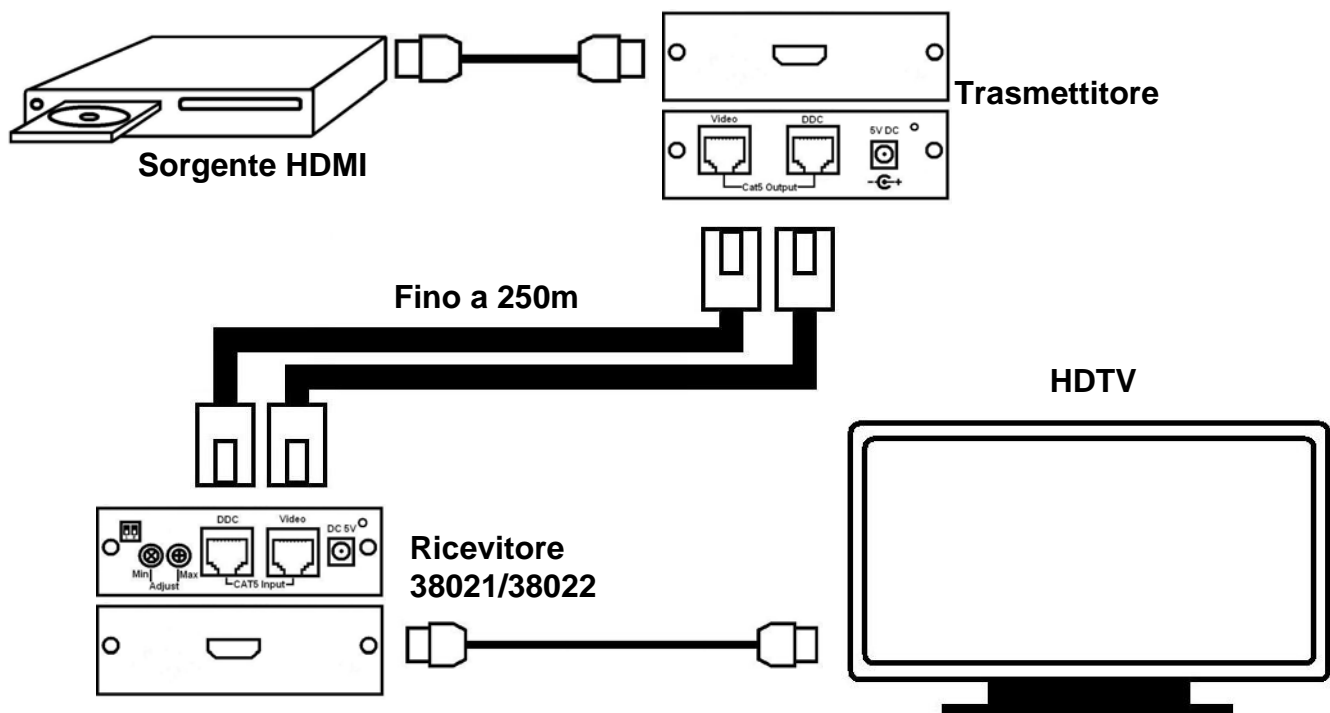


Legenda per CTI: N.10		
Lungh. (m)	1	2
150-250	↑	↑
100-150	↓	↑
50-100	↑	↓
0-50	↓	↓

Uscite:



Esempio di installazione:



**Note:** nonostante non sia indicato nello schema qui sopra, entrambe le unità dell'Extender vanno alimentate con i relativi alimentatori.

# CE/FCC & Recycling Information

---

## CE Certification

This equipment complies with the requirements relating to electromagnetic compatibility, EN55022/EN55024 class B for IEC/EN61000-4-2/3 the essential protection requirement of Council Directive 89/336/EEC on the approximation of the laws of the Member States relating to electromagnetic compatibility.

## FCC Certification

This equipment has been tested and found to comply with the limits for a Class B digital device, pursuant to part 15 of the FCC Rules. These limits are designed to provide reasonable protection against harmful interference in a residential installation.

This equipment generates, uses, and can radiate radio frequency energy and, if not installed and used in accordance with the instructions, may cause harmful interference to radio communications. However, there is no guarantee that interference will not occur in a particular installation. If this equipment does cause harmful interference to radio or television reception, which can be determined by turning the equipment off and on, the user is encouraged to try to correct the interference by one or more of the following measures:

- Reorient or relocate the receiving antenna
- Increase the separation between the equipment and receiver
- Connect the equipment into an outlet on a circuit different from that to which the receiver is connected
- Consult the dealer or an experienced technician for help

You are cautioned that changes or modification not expressly approved by the party responsible for compliance could void your authority to operate the equipment.

This device complies with part 15 of the FCC Rules.

Operation is subject to the following two conditions:

1. This device may not cause harmful interference, and
2. This device must accept any interference received, including interference that may cause undesired operation.



## WEEE (Waste of Electrical and Electronic Equipment), Recycling of Electronic Products

### United Kingdom

In 2006 the European Union introduced regulations (WEEE) for the collection and recycling of all waste electrical and electronic equipment. It is no longer allowable to simply throw away electrical and electronic equipment. Instead, these products must enter the recycling process.

Each individual EU member state has implemented the WEEE regulations into national law in slightly different ways. Please follow your national law when you want to dispose of any electrical or electronic products. More details can be obtained from your national WEEE recycling agency.

### Germany

Die Europäische Union hat mit der WEEE Richtlinie umfassende Regelungen für die Verschrottung und das Recycling von Elektro- und Elektronikprodukten geschaffen. Diese wurden von der Bundesregierung im Elektro- und Elektronikgerätegesetz – ElektroG in deutsches Recht umgesetzt. Dieses Gesetz verbietet vom 24. März 2006 an das Entsorgen von entsprechenden, auch alten, Elektro- und Elektronikgeräten über die Hausmülltonne! Diese Geräte müssen den lokalen Sammelsystemen bzw. örtlichen Sammelstellen zugeführt werden! Dort werden sie kostenlos entgegen genommen. Die Kosten für den weiteren Recyclingprozess übernimmt die Gesamtheit der Gerätehersteller.

### France

En 2006, l'union Européenne a introduit la nouvelle réglementation (DEEE) pour le recyclage de tout équipement électrique et électronique.

Chaque Etat membre de l' Union Européenne a mis en application la nouvelle réglementation DEEE de manières légèrement différentes. Veuillez suivre le décret d'application correspondant à l'élimination des déchets électriques ou électroniques de votre pays.

### Italy

Nel 2006 l'unione europea ha introdotto regolamentazioni (WEEE) per la raccolta e il riciclo di apparecchi elettrici ed elettronici. Non è più consentito semplicemente gettare queste apparecchiature, devono essere riciclate. Ogni stato membro dell' EU ha tramutato le direttive WEEE in leggi statali in varie misure. Fare riferimento alle leggi del proprio Stato quando si dispone di un apparecchio elettrico o elettronico.

Per ulteriori dettagli fare riferimento alla direttiva WEEE sul riciclaggio del proprio Stato.

Art. No's. 38021 & 38022

1<sup>st</sup> Edition June 2008

